

# WIDEX SMARTRIC ORDER FORM



**STEP 1: ACCOUNT INFORMATION**

Bill-to Account #: \_\_\_\_\_  
 Ship-to Account #: \_\_\_\_\_  
 Address: \_\_\_\_\_  
 P.O. #: \_\_\_\_\_  
 City: \_\_\_\_\_ State: \_\_\_\_\_ Zip: \_\_\_\_\_  
 Hearing Care Provider: \_\_\_\_\_  
 Phone: \_\_\_\_\_  
 Email: \_\_\_\_\_

**STEP 2: PATIENT INFORMATION**

Fitting Date: \_\_\_\_\_  
 First Name: \_\_\_\_\_  
 Last Name: \_\_\_\_\_

**Audiometric Information**

Widex may change from hard to soft material to accommodate your order request. Would you like to be consulted before this change is made?\* (Y) (N)  
 Widex may decrease the vent size to accommodate your order request. Would you like to be consulted before this change is made?\* (Y) (N)

\*This may impact turn around time

	250Hz	500Hz (Required)	1kHz	2kHz	3kHz	4kHz
Right						
Left						

**STEP 3: SELECT SERVICE (MUST COMPLETE)**

If this step is left blank, Widex will process as a custom ear-tip only order - no receiver will be sent.






Instant ear-tip with hearing aid.  
 Custom ear-tip. (skip to step 8)  
 Custom ear-tip and receiver. (skip to step 8)  
 Custom ear-tip, receiver and hearing aid.

Indicate hearing aid/device in use: (R) \_\_\_\_\_ (L) \_\_\_\_\_  
 Use previous CAMISHA scan(s) to manufacture this order.  
 Right Serial #: \_\_\_\_\_ Left Serial #: \_\_\_\_\_















**STEP 4: SELECT HEARING AID AND RECEIVER SIZE**

Select Technology Level	Select Style and Receiver
<input type="checkbox"/> 440 <input type="checkbox"/> 330 <input type="checkbox"/> 220	<input type="checkbox"/> SmartRIC Rechargeable
	<b>Select Receiver</b>
	V.2 M-receiver (R) (L) V.2 P-receiver (R) (L)

**STEP 5: SELECT RIC HEARING AID COLOR**

 118 Tech Black	 119 Silver Grey	 116 Dark Cherry	 114 Honey Blonde	 153 Rose Gold
(R) (L)	(R) (L)	(R) (L)	(R) (L)	(R) (L)

**STEP 6: SELECT INSTANT EAR-TIP (PLEASE COMPLETE ONLY IF NO CUSTOM EAR-TIP IS SELECTED.)**

Instant Ear-Tip RIC					Sleeve				Wire Length**						
Open	Round Tips			Tulip	Double				XS	S	M	L	R	L	
														(0)	(0)
<input type="checkbox"/> XS <input type="checkbox"/> S <input type="checkbox"/> L <small>(Open ear-tip not available for P receiver)</small>	<input type="checkbox"/> One Vent <input type="checkbox"/> Two Vent <input type="checkbox"/> Open	<input type="checkbox"/> One Vent <input type="checkbox"/> Two Vent <input type="checkbox"/> Open	<input type="checkbox"/> One Vent <input type="checkbox"/> Two Vent <input type="checkbox"/> Open	<input type="checkbox"/> M <input type="checkbox"/> L	<input type="checkbox"/> XS <input type="checkbox"/> S <input type="checkbox"/> M <input type="checkbox"/> L	<input type="checkbox"/> Vented <input type="checkbox"/> Power	<input type="checkbox"/> Vented <input type="checkbox"/> Power	<input type="checkbox"/> Vented <input type="checkbox"/> Power	<input type="checkbox"/> Vented <input type="checkbox"/> Power	<input type="checkbox"/> Vented <input type="checkbox"/> Power	<input type="checkbox"/> Vented <input type="checkbox"/> Power	<input type="checkbox"/> Vented <input type="checkbox"/> Power	<input type="checkbox"/> Vented <input type="checkbox"/> Power	(1)	(1)
						<input type="checkbox"/> Vented <input type="checkbox"/> Power	<input type="checkbox"/> Vented <input type="checkbox"/> Power	<input type="checkbox"/> Vented <input type="checkbox"/> Power	<input type="checkbox"/> Vented <input type="checkbox"/> Power	<input type="checkbox"/> Vented <input type="checkbox"/> Power	<input type="checkbox"/> Vented <input type="checkbox"/> Power	<input type="checkbox"/> Vented <input type="checkbox"/> Power	<input type="checkbox"/> Vented <input type="checkbox"/> Power	(2)	(2)
						<input type="checkbox"/> Vented <input type="checkbox"/> Power	<input type="checkbox"/> Vented <input type="checkbox"/> Power	<input type="checkbox"/> Vented <input type="checkbox"/> Power	<input type="checkbox"/> Vented <input type="checkbox"/> Power	<input type="checkbox"/> Vented <input type="checkbox"/> Power	<input type="checkbox"/> Vented <input type="checkbox"/> Power	<input type="checkbox"/> Vented <input type="checkbox"/> Power	<input type="checkbox"/> Vented <input type="checkbox"/> Power	(3)	(3)
						<input type="checkbox"/> Vented <input type="checkbox"/> Power	<input type="checkbox"/> Vented <input type="checkbox"/> Power	<input type="checkbox"/> Vented <input type="checkbox"/> Power	<input type="checkbox"/> Vented <input type="checkbox"/> Power	<input type="checkbox"/> Vented <input type="checkbox"/> Power	<input type="checkbox"/> Vented <input type="checkbox"/> Power	<input type="checkbox"/> Vented <input type="checkbox"/> Power	<input type="checkbox"/> Vented <input type="checkbox"/> Power	(4)	(4)

\*\* If between sizes, Widex suggests selecting the shorter wire length.

**STEP 7: SELECT ACCESSORIES (Indicate quantity)**

2.4 GHZ Compatible	WidexLink Compatible		
TV Play™: _____ Widex Sound Assist™: _____ Widex SoundConnect: _____	TV-DEX™: Silver _____  ADDITIONAL TV-DEX BASE: Silver _____	COM-DEX™: White _____ Grey _____ Green _____	PHONE-DEX™2: Silver _____ ADDITIONAL PHONE-DEX 2 HANDSET Silver _____ RC2-DEX™: Silver _____ Black _____
			PerfectDry Lux™ Dryer: _____ REMOTE LINK™: Silver _____ <small>(required for remote programming)</small>



**CHARGERS**

Widex SmartRIC Portable Charger	Included
---------------------------------	----------

# WIDEX SMARTRIC CUSTOM EAR-TIP ORDER FORM



STEP 8: SELECT CUSTOM EAR-TIP OPTIONS (Ability to fit a custom ear-tip in the Widex portable charger will vary depending upon ear size.)

	Design	Receiver / Thin Tube	Material / Color	Venting May vary due to ear canal size	Additional Options	Wire Length**	
	RIC/THIN TUBE	<input type="checkbox"/> Open Hard (For S&M receivers only) (R) (L) <input type="checkbox"/> Hard Hollow (R) (L) <input type="checkbox"/> Hard Extended (Solid) (R) (L) <input type="checkbox"/> Soft (R) (L) 	Rechargeable SmartRIC V.2 M (R) (L) V.2 P (R) (L)	Hard Beige (R) (L) Hard Medium Brown (R) (L) Hard Clear (R) (L) (Hard Extended (Solid) only available in Hard Clear) Soft Clear (R) (L)	If no vent is selected, Widex will select Vent Optimized for Anatomy/Audiogram <input type="checkbox"/> Trench: (Default & optimized vent for soft molds unless otherwise specified) <input type="checkbox"/> Straight: No Vent (R) (L) XS (R) (L) S (R) (L) M (R) (L) L (R) (L) XL (R) (L) XXL (R) (L) Max Vent (R) (L) Open (No venting needed) (R) (L) Vent Optimized for Anatomy/Audiogram (R) (L)	Soft Hypoallergenic Coat (Hard only) (R) (L) Hard Hypoallergenic Coat (Hard only) (R) (L) Nano Hypoallergenic Coat (Soft only) (R) (L) Retention Ring (R) (L) Thick Removal Line (R) (L) Canal Lock (R) (L) (Indicate canal lock choice in pictures A-G below)  (Removal string added as standard)	<b>R</b> 0 1 2 3 4
MODULAR/EMBEDDED	<input type="checkbox"/> Embedded Hard (R) (L) 	Rechargeable SmartRIC V.2 M (R) (L) V.2 P (R) (L)	Hard Clear (R) (L)	<input type="checkbox"/> Straight: No Vent (R) (L) XS (R) (L) S (R) (L) M (R) (L) L (R) (L) XL (R) (L) Max Vent (R) (L) Vent Optimized for Anatomy/Audiogram (R) (L)	Soft Hypoallergenic Coat (R) (L) Hard Hypoallergenic Coat (R) (L) Retention Ring (R) (L) Removal Line (R) (L) Thick Removal Line (R) (L) Canal Lock (R) (L) (Indicate canal lock choice in pictures A-G below)	<b>R</b> 0 1 2 3 4	<b>L</b> 0 1 2 3 4

\*\* If between sizes, Widex suggests selecting the shorter wire length.

SELECT CANAL LOCK OPTIONS (available with space permitting -Modular, Embedded, Open Hard, Hard Hollow, Hard Extended, and Soft Designs)\*

	A.	B.	C.	D.	E.	F.	G.
RIC							
	Canal Lock (R) (L)	Extended Canal Lock (R) (L)	Concha Lock (R) (L)	Half Skeleton Lock (R) (L)	Skeleton Lock (R) (L)	Helix Lock (R) (L) (Not available for Soft or Modular designs)	Full Shell Lock (R) (L)

\*Due to variability in ear anatomy, Widex cannot guarantee that all sizes of custom ear-tips will fit in the charger case with the lid closed.  
The Widex SmartRIC Portable Charger will charge with the lid open.

Special Instructions:

---



---



---



---



---



---